



Delta 15

Right Angled 2.4GHz Stubby WiFi/WLAN & Bluetooth Antenna

Key Features

- 2.4 to 2.5GHz Operating Frequency
- 2dBi Peak Gain



General Description

The Delta 15 is a direct connect, stubby antenna tuned to 2.4GHz - the WiFi/WLAN/Bluetooth/ZigBee frequencies. A popular choice for cost effective connection of Point of Sale terminals and other IoT devices.

The Delta 15 can be used with most modern day WiFi modems such as NetGear and TP-link that operate on 2.4GHz.

The Delta 15 has a right angle reverse polarity (RP) SMA male connector.

Additional Considerations

- Made out of TPS for durability
- Omni directional radiation provides even coverage
- Meets all EU compliance for electronic goods



Delta 15

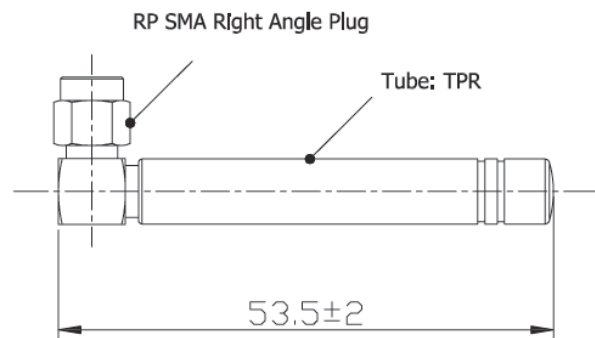
Right Angled 2.4GHz Stubby WiFi/WLAN & Bluetooth Antenna

Electrical Specifications

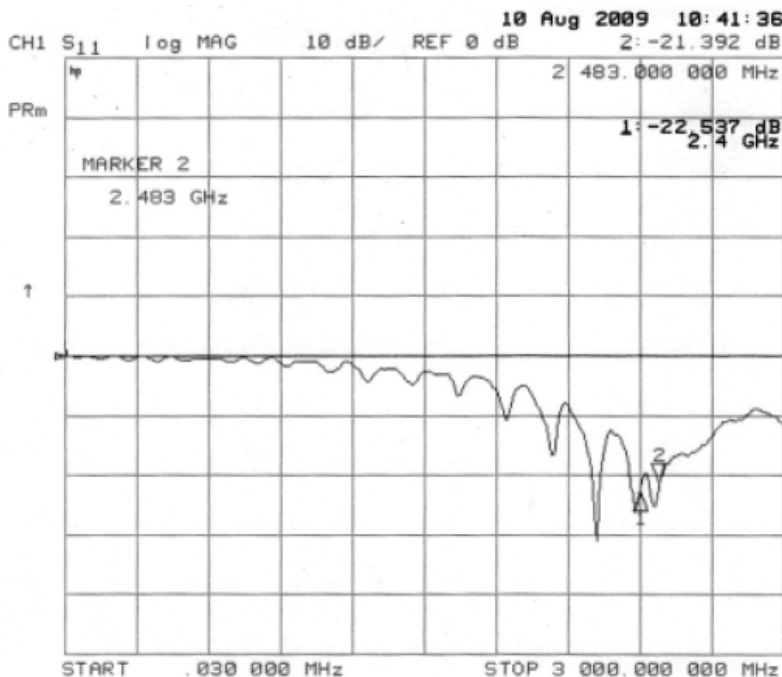
Operating Temperature:	-20 - +60°C
Storage Temperature:	-30 - +75°C
Impedance:	50 Ohm
Peak Gain:	2.0dBi
VSWR:	2.0 max
Operating frequency:	2400MHz
Polarization:	Vertical
Radiation:	Omni

Mechanical Specifications

Dimensions:	L53.5 x 7.3mm Ø
Connector:	SMA RP
Mounting Method:	Direct Connect



Return Loss



VSWR @ 2.4MHz 1.162dB

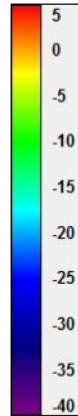
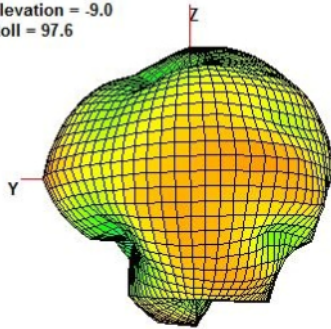


Delta 15

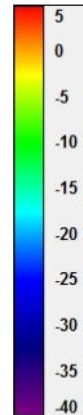
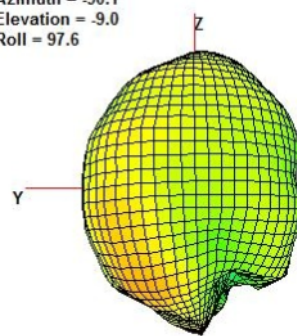
Right Angled 2.4GHz Stubby WiFi/WLAN & Bluetooth Antenna

Radiation Plots


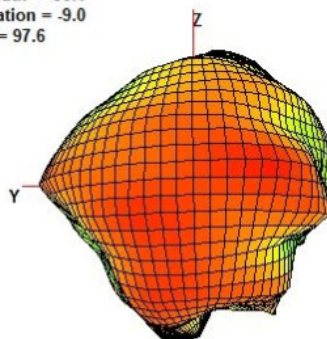
Azimuth = -90.1
Elevation = -9.0
Roll = 97.6



Azimuth = -90.1
Elevation = -9.0
Roll = 97.6



Azimuth = -90.1
Elevation = -9.0
Roll = 97.6



Ordering Details:

Part number	Description
DELTA15/X/SMAM/RA/RP/11	Right Angled 2.4GHz Stubby WiFi/WLAN & Bluetooth Antenna